

A Local History Quiz

CLUES IN PAST ESSAYS,
ANSWERS NEXT MONTH

Mapping the past

1

1768

Edward's Cottage

Manners Cottage

PAVING/ENCLOSURES

Where is this?
.....
Purpose of map
.....
What was made?
What provided power?
.....

2

1808

Manufactory

Rose Hall

Bickton

3

1812

A 66

A 68

A 69

G 2

Where?
Present building
.....

4

From Shrewsbury

LOT 1

What is for sale?
.....
How has it changed?
.....

1887

a. r. p.
0. 3. 14

Buildings


5



Present state


Who is buried here

What is next door



Name
Any changes
A former occupier

8



Where?
Original use:

Where

10




family home of

9



Where?
How many hearths
taxed in 1672?

Stoney questions



11

Where is it located?

Who was the designer?

Materials


Clock added

Reason


12

Date built

Architect




13



Stone used

Land donated by

14



Where did he live?

Where is he now?

15



Where?

Purpose in 1800